

WOLF PUP

TRAVEL TRAILERS

BLACK LABEL

WOLF PUP

TRAVEL TRAILERS





15SW



16PF



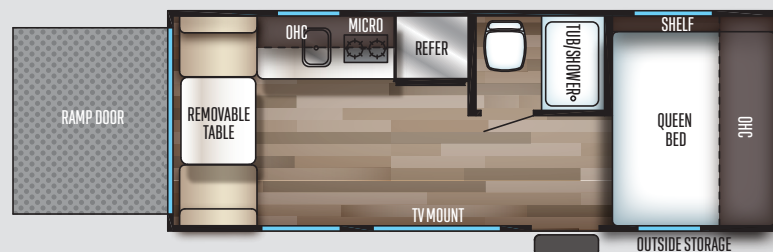
16BHS



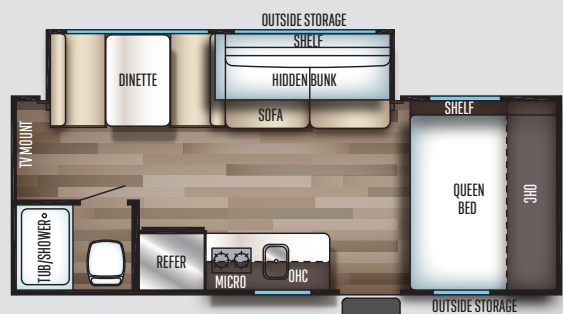
16FQ



17JG



18RJB




18TO

	15SW	16PF	16BHS	16FQ	17JG	18RJB	18TO
DRY HITCH WEIGHT (LBS.)	378-LBS.	335-LBS.	377-LBS.	444-LBS.	430-LBS.	426-LBS.	437-LBS.
UNLOADED VEHICLE WEIGHT (LBS.)	3276-LBS.	3584-LBS.	3097-LBS.	3031-LBS.	3879-LBS.	3435-LBS.	3797-LBS.
AXLE WEIGHT (LBS.)	2879-LBS.	3230-LBS.	2701-LBS.	2568-LBS.	3430-LBS.	2990-LBS.	3341-LBS.
SHIP WEIGHT (LBS.)	3257-LBS.	3565-LBS.	3078-LBS.	3012-LBS.	3860-LBS.	3416-LBS.	3778-LBS.
CARGO CARRYING CAPACITY (LBS.)	1723-LBS.	1851-LBS.	780-LBS.	913-LBS.	1120-LBS.	1564-LBS.	1201-LBS.
EXTERIOR LENGTH	18'-11"	22'-4"	21' 5"	21'-6"	23'-2"	22'-7"	22'-9"
EXTERIOR HEIGHT W/ AC	10'-6"	10'-6"	10'-6"	10'-6"	10'-6"	10'-6"	10'-6"
GREY CAPACITY (GAL)	23-GAL.	23-GAL.	23-GAL.	23-GAL.	TBD	23-GAL.	23-GAL.
BLACK CAPACITY (GAL)	23-GAL.	23-GAL.	23-GAL.	23-GAL.	TBD	23-GAL.	23-GAL.
FRESH CAPACITY (GAL)	32 GAL	32 GAL	32 GAL	32 GAL	TBD	32 GAL	32 GAL


BLACK LABEL EDITION

* Optional. Not all items available on all models.
See participating dealers for details.

The Wolf Pup is proud to offer the Black Label Edition as an optional upgrade to the brand. The Black Label Edition includes all the regular standard Wolf Pup features along these additional highlights shown below.



Automotive Frameless Windows Package



Hands Free Baggage Door Catch



LG Solid Surface Countertop



Deep Stainless Steel Sink



Residential Pullout Faucet



Pillowtop Mattress



Oversized Bunk Pads



Thermo-Foil Arctic Insulation



Solid Wood Cabinet Doors



Designer Fabric



Wolf Pup Black Label Edition Exterior
Gel Coated Fiberglass, Power Tongue Jack,
Aluminum Rims



Battery Disconnect



Battery Minder



AVAILABLE PACKAGES

Base Camp Package

- Back Up Camera Ready
- Advantage Package
- 14" Tires for improved towing in place of 13"
- 26" Wide Door IPO 22" Door
- Aerodynamic Radius Front Profile
- Coachnet Roadside Assistance
- Exterior Recept
- High Impact Front metal IPO corrugated metal
- Large Exterior Folding Assist Handle

- Monitor Panel
- Outside Storage Door
- Solar Prep and Wiring
- TV Antenna with Hookups
- Camping Package
- 55 Amp Converter
- 6 Gallon Water Heater
- Bathroom Fan
- Fiberglass Entry Door
- Foot Flush Toilet
- Full Length Awning
- High Flo Water Pump

- High Output Cooktop
- High Rise Faucet
- Microwave
- Nitro Filled Tires
- One Piece, Walkable Decked Roof
- Oversized Dinette with Removable Table
- Range Hood

Safety Package

- Carbon Monoxide Detector
- Exit Windows

- Fire Extinguisher
- GFI Protective Outlet
- LP Detector
- Safety Glass Windows
- Smoke Detector

Limited Package

- 13.5K Air Conditioner
- 14" Mag Radial Wheels
- 20 BTU Furnace
- 6 Gallon Gas/Elec DSI Water Heater
- Cherokee Stable Step

- Detachable Power Cord
- Exterior LED Light Strip at Awning
- External Scare Light
- Friction Hinge Door
- HDMI Entertainment System
- High Gloss Seamless Countertop
- LED Interior Lights
- Night Shades
- Outside Shower w/ Hot & Cold Water
- Plywood Flooring
- Power Awning
- Remote Control Awning

- 6 cubic foot RV Refrigerator
- Spare Tire
- Stabilizer Jacks
- Stereo w/ Inside & Outside Speakers
- Tire Pressure Monitors
- Tub Surround
- Upgraded Hypoallergenic Evergreen Mattress
- Upgraded Stainless Microwave
- Upgraded Stainless Range Hood
- USB charging stations (Beds, Bunks, Table where Applicable)



PRE-DELIVERY INSPECTION FACILITY

20,000 square feet of quality assurance. The bare essentials for a premium product. This state-of-the-art facility gives immediate daily feedback to production for quality assurance in every unit built.



Learn More
Scan this barcode using a QR Reader on your smart phone to learn more about Forest River.



A Berkshire Hathaway company.



FREE MEMBERSHIP
to Forest River Owners' Group

www.forestriverfrog.com



CUSTOMER SATISFACTION



www.ForestRiverBuyLocal.com

YOUR GREY WOLF DEALER

Colton RV
North Tonawanda, NY 14120
(716) 694-0188
(800) 628-4889
www.ColtonRV.com

All information contained in this brochure is believed to be accurate at the time of publication. However, during the model year, it may be necessary to make revisions and Forest River, Inc., reserves the right to make all such changes without notice, including prices, colors, materials, equipment and specifications as well as the addition of new models and the discontinuance of models shown in this brochure. Therefore, please consult with your Forest River, Inc., dealer and confirm the existence of any materials, design or specifications that are material to your purchase decision. Litho. U.S.A. FOR 1588 P/W: 2019.02.20

24/7 EMERGENCY ROADSIDE ASSISTANCE

For a worry-free ownership experience Forest River includes one year of Coach-Net RV Technical & Roadside Assistance with each RV purchase. Whether new to the RV lifestyle or an experienced RV enthusiast, Forest River owners have 24/7 access to technical, operational and emergency road service coverage throughout the US & Canada. Coach-Net's fast, dependable service is just a phone call away.

Coach-Net®
RV Technical & Roadside Assistance

Specification Definitions

GVWR (Gross Vehicle Weight Rating) - is the maximum permissible weight of the unit when fully loaded. It includes all weights, inclusive of all fluids, cargo, optional equipment and accessories. For safety and product performance do NOT exceed the GVWR.

GAWR (Gross Axle Weight Rating) - is the maximum permissible weight, including cargo, fluids, optional equipment and accessories that can be safely supported by a combination of all axles.

UVW (Unloaded Vehicle Weight)* - is the typical weight of the unit as manufactured at the factory. It includes all weight at the unit's axle(s) and tongue or pin and LP Gas. The UVW does not include cargo, fresh potable water, additional optional equipment or dealer installed accessories.

*Estimated average based on standard build optional equipment.

CCC (Cargo Carrying Capacity)** - is the amount of weight available for fresh potable water, cargo, additional optional equipment and accessories. CCC is equal to GVWR minus UVW. Available CCC should accommodate fresh potable water

(8.3 lbs per gallon). Before filling the fresh water tank, empty the black and gray tanks to provide for more cargo capacity.

** Estimated average based on standard build optional equipment

Each Forest River RV is weighed at the manufacturing facility prior to shipping. A label identifying the unloaded vehicle weight of the actual unit and the cargo carrying capacity is applied to every Forest River RV prior to leaving our facilities.

The load capacity of your unit is designated by weight, not by volume, so you cannot necessarily use all available space when loading your unit.