

ETHOS

GAS CLASS B MOTORHOME

Colton RV
489 Bushkill Plaza LN #9665
Wind Gap, PA 18091
(610) 863-5239
www.ColtonRV.com



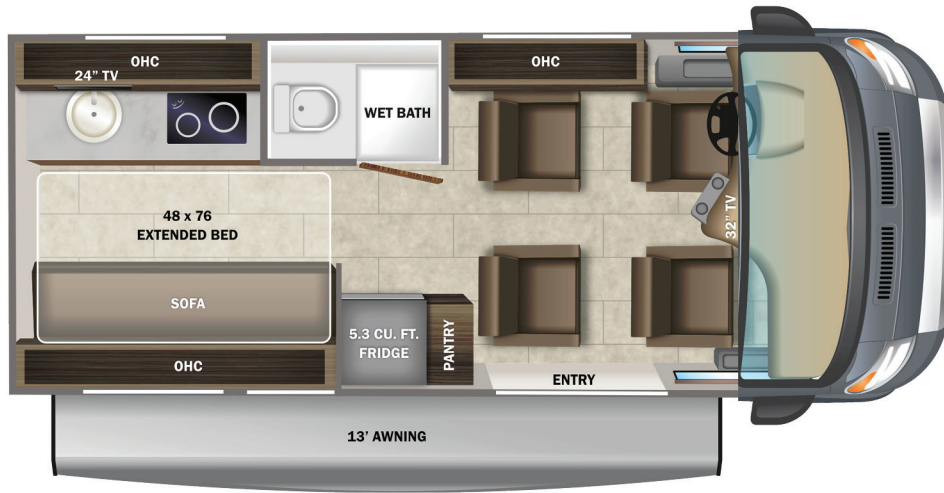
2022



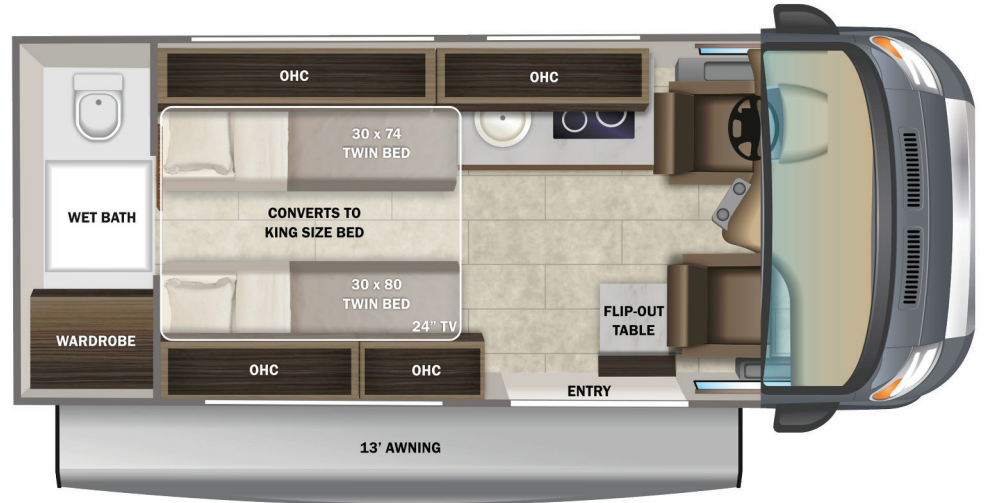
INTEGRA
COACH®



FLOORPLANS



20A




20T

EXTERIOR



INTERIOR DÉCOR

Autumn



CUSTOMER VALUE PACKAGE

E-Z DRIVE™: Hellwig helper springs, heavy-duty rear stabilizer bar
Thule® armless patio awning with LED light strip
(3) Thule® roof racks and roof ladder
Thule® bike rack
Truma Combi Eco Plus water heater and furnace
Ultraleather® swivel driver and passenger seats with 6-way lumbar adjustment
Winegard® Connect 2.0 4G/Wi-Fi/Digital TV antenna

STANDARD CHASSIS EQUIPMENT

RAM® ProMaster 3500 window van
GVWR - 9,350 lb.
GCWR - 11,500 lb.
3.6L V6 24V VVT engine
6-speed automatic 62TE transmission
220-amp alternator
Aluminum wheels
Daytime running headlamps
Power folding/heated side-view mirrors
ParkSense® rear park assist system
LT225/75R 16E tires
3,500-lb. rear hitch receiver with dual 4/7 pin connector
12V chassis battery
24-gal. fuel tank (gas)

HEAT, A/C, POWER & WATER EQUIPMENT

Onan® 2800-watt gas generator
1,000-watt inverter
30-amp electrical service with detachable power cord
(2) group 31 6V AGM house batteries
190W roof-mounted GoPower® solar panel with integrated control panel
13,500-BTU A/C
6-gal. propane tank (20 lb.)
LP quick-connect hookup
Winterization drain system
Black tank flush
Gravity water fill (20T)
12V demand water pump
Water filtration system
House battery disconnect switch
Aqua View® SHOWERMISER™ water management system

STANDARD EXTERIOR EQUIPMENT

Heated holding tanks (12V pads)
LED-lit running boards for cab and entry doors
(2) 110V exterior outlets
Portable solar plug
LED-lit holding tank valves
Satellite prep
Outside shower

COCKPIT AMENITIES

7-in. Pioneer® infotainment center with Apple CarPlay® and Android Auto™
Power windows and door locks
A/C and cruise control
Backup camera
Leather-wrapped tilt steering wheel with integrated controls
Cab area privacy shade
Remote keyless entry

STANDARD INTERIOR EQUIPMENT

Custom-molded, vinyl-wrapped ABS interior wall panels
Sliding screen door for entrance door
Expandable table at entry door with safety grab handle (20T only)
Soft-touch vinyl ceiling
High-intensity LED ceiling lights
Tecnoform® European-style, high-gloss cabinetry
Ball-bearing drawer guides
Residential vinyl flooring
Firefly Multiplex system
(4) sliding vented windows
Decorative window valances with night roller shades
Rear magnetic privacy shades
Removable privacy shade for sliding door window
Powered roof vent in living area
(2) additional cab bucket seats (20A only)
32-in. front TV on drop-down bracket and 24-in. rear TV (20A)
24-in. living area TV on swivel bracket (20T)
BOSS® dual-zone radio with Bluetooth®, DVD and remote
Cable TV hookup with RG-6 coax
Collapsible dinette table
5.3-cu.ft. AC/DC refrigerator (20A)
3.1-cu.ft. AC/DC refrigerator (20T)
2-burner cooktop with flush glass cover

Convection microwave
Stainless-steel sink with glass cover and kitchen accessories
Solid-surface kitchen countertop with pull-out extension
Pop-up 110v/USB outlet in kitchen
(2) twin-sized beds with adjustable headrests, Froli® sleep system and filler cushion to convert to king-sized bed (20T only)
Under-bed storage (20T only)
48 x 76-in. convertible sofa bed (20A only)
Bathroom wardrobe with drawers
Shower with magnetic curtain surround
Toilet with foot flush
Medicine cabinet with mirror
Powered roof vent in bathroom

STANDARD SAFETY EQUIPMENT

Seatbelts for driver/passenger seats and select cab locations
Driver and passenger airbags
Smoke alarm
Carbon monoxide detector
Fire extinguisher

WARRANTY

2
YEAR
LIMITED
WARRANTY

At Entegra Coach, we build our RVs to handle every adventure, then back them with an outstanding warranty. Our 2-year limited warranty has you covered for 2 camping seasons. That's 730 days. For a copy of our 2-year limited warranty with complete terms and conditions, please contact your local Entegra Coach dealer.

| Floorplan | GVWR (lbs.) | GCWR (lbs.) | Wheel Base | Overall Length | Exterior Height w/ A/C & Satellite | Exterior Width | Interior Height | Fresh Water Capacity (gal.) | Grey Waste Water Capacity (gal.) | Black Waste Water Capacity (gal.) |
|-----------|-------------|-------------|------------|----------------|------------------------------------|----------------|-----------------|-----------------------------|----------------------------------|-----------------------------------|
| 20A | 9,350 | 11,500 | 159 | 20' 11" | 9' 3" | 83 | 74 | 25 | 16/17 | 12 |
| 20T | 9,350 | 11,500 | 159 | 20' 11" | 9' 3" | 83 | 74 | 27 | 14.5 | 13 |

It is important for your safety and enjoyment that you are aware of the weights and tow ratings of the RV you select. Consult a competent advisor for questions or advice. Whether you are new to RVing or a veteran, get a feel for the performance of your RV before heading out on the roadways. When you tow a vehicle with your RV, you must drive differently than when you drive a single vehicle. Practice hooking up, driving, backing up and braking in a safe environment or seek out professional instruction. Jayco affixes a weight label to each RV which lists weight information for that vehicle. Refer to that label to verify the vehicle will meet your requirements. Gross Vehicle Weight Rating (GVWR): The maximum permissible weight of the motorhome, including the Unloaded Vehicle Weight (UVW) plus passengers, personal items, all cargo, fluids, options and dealer-installed accessories. The GVWR is equal to or greater than the sum of the UVW and the Cargo Carrying Capacity. Gross Combined Weight Rating (GCWR): The maximum allowable combined weight of the motorhome used as a tow vehicle and the attached towed vehicle.