

LUXURY TOY HAULERS

# MOMENTUM<sup>®</sup>

BY GRAND DESIGN RV

LUXURY TOY HAULERS



GRAND DESIGN<sup>®</sup>  
RECREATIONAL VEHICLES







# MOMENTUM

## A PERFECT STORM OF LUXURY AND FUNCTIONALITY

Momentum and Momentum M-Class Toy Haulers are where absolute luxury meets mobile garage! The Toy Hauler bar has been raised with our innovative designs, quality construction, and luxurious appointments throughout. We know you will agree with us when we say that "Momentum is the place to live well and play hard!"



### VOTED #1 TOY HAULER

RV owners have voted Grand Design Toy Haulers as Trailer Life Readers' Choice Gold Award Winners.

## BACKED TO A SUPERIOR STANDARD

Every Grand Design RV is backed with a class leading 3-year limited structural warranty. By selecting suppliers with similar philosophies, many components used on our coaches also carry an extended warranty through the component manufacturer.



► **FLOOR DECKING** (25 Years)

► **AXLES** (5 Years)

► **TIRE WARRANTY** (5 Years)

(12 Month no questions asked replacement for manufacturer's defects)

► **EXTERIOR GRAPHICS** (5 Years)

► **ROOF COVERING** (12 Years)

► **CHASSIS** (3 Years)

# MOMENTUM<sup>®</sup>

## G-CLASS

### EXTRAORDINARY LIVING. EXTREME PLAY.

The public has spoken, and Grand Design has answered with the introduction of the all new Momentum G-Class to its toy hauler lineup. The lighter G-Class series is built without surrendering any of the legendary quality, innovation and functionality that our family of Momentum owners have come to love. Ceiling and slide out heights still stand tall along with our wide-body platform to create a spacious feel.



**Crank it up with the G-Class  
Rockford Fosgate Sound Package!**

#### STANDARD PACKAGE

Interior/Exterior Speakers  
10" Subwoofer

**300+ watts of Power!**

#### WANT EVEN MORE POWER?

G-Class Fifth Wheels have an Optional Upgraded Speaker Package that includes upgraded interior and exterior speakers, and an additional 10" subwoofer for a total of 2 subwoofers and 1000+ watts of power!



**TRAVEL TRAILERS**

**FIFTH WHEELS**



# CONSTRUCTED TO A SUPERIOR STANDARD

## 1 THERMAL ROOF DESIGN (R-40)\*

Fiberglass insulation and a layer of radiant foil insulation cover the entire layout of the roof. Grand Design goes further by extending both insulation layers the full length of the roof and around to the bottom of the front cap and pinbox area.

## 2 FULLY LAMINATED WALLS (R-11)\*

Sidewalls, ramp door, slideroom endwalls, and slideroom roof are all welded aluminum framed and laminated with rigid foam insulation. Most companies use wood framing and soft fiberglass insulation in the sliderooms that can settle over time and leave uninsulated air gaps.

The G-Class Travel Trailer Features Fully Laminated Walls Rated at R-7\*

## 3 TRIPLE INSULATED MAIN FLOOR (R-40)\*

The underbelly is lined with a radiant foil insulation barrier (Layer 1) and is then covered with fiberglass insulation that wraps all the way up the sides of the frame rails (Layer 2). The main floor enhances the R-Value with yet another layer of foil (Layer 3).

Slideroom Floors are R-24\*

Fiberglass insulation layered below the floor on Travel Trailers

## 4 TRIPLE INSULATED GARAGE FLOOR

While many toy hauler garage floors are NOT insulated, our exclusive garage floor design provides 3 layers of insulation. A base layer of radiant foil insulation (Layer 1) is topped with fiberglass insulation (Layer 2), and finishes with a second layer of radiant foil insulation on the underside of the garage floor (Layer 3). (FW only)

## 5 INSULATED BAGGAGE DOORS

Rigid foam insulation lines the inside of our heavy duty baggage doors.

## 6 VENTED ATTIC

To maximize the effectiveness of the roof insulation, a vented attic allows condensation to escape the roof structure.

## 7 INSULATED GOOSENECK

Radiant foil insulation under the gooseneck is a place often forgotten by most manufacturers. (FW only)

## UP TO 40,000 BTU OF HEATING POWER

A high performance furnace (and a fireplace on fifth wheels) deliver the heat.

## EVENFLOW HEATING SYSTEM

Vertically mounted heat vents integrated into the cabinet bases, push hot air from front to back (rather than straight up). This also means that there are no heat vents in the middle of the floor to collect dirt and debris and break easily.

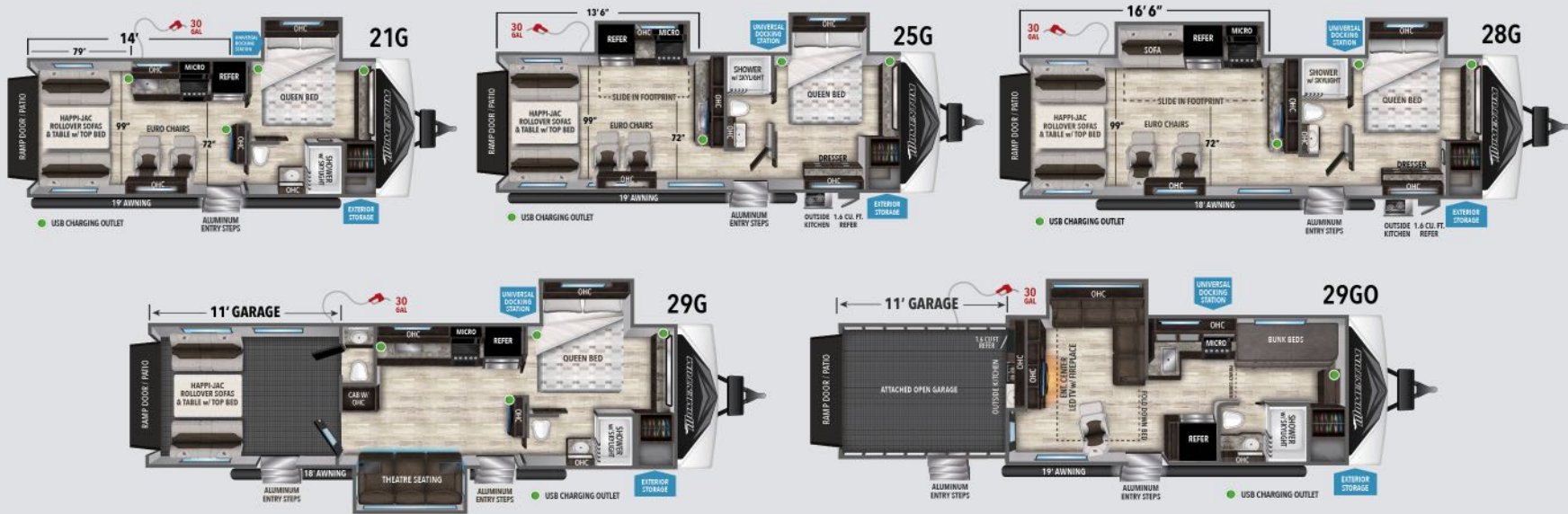
## HEATED UNDERBELLY & STORAGE BAY

To force heat into these compartments, dedicated heat ducts run to both the underbelly and storage bay. The enclosed utility center with low point drains (FW only) provides functional water systems even in extreme cold.

\*Equivalent R-Value







## TRAVEL TRAILERS

## FIFTH WHEELS



UVW (lbs.)†  
 Hitch Weight (lbs.)†  
 GVWR (lbs.)  
 Length‡  
 Height  
 Axle Rating (lbs.)  
 Water (gal.)

	21G	25G	28G	29G	29G0	320G	328G	350G	353G	393G
UVW (lbs.)†	6,370	7,900	8,300	8,375	-	12,400	12,300	12,950	12,600	-
Hitch Weight (lbs.)†	920	1,150	1,300	1,500	-	2,475	2,200	2,600	2,450	-
GVWR (lbs.)	9,995	11,500	12,000	12,000	12,000	16,800	16,800	16,800	16,800	16,800
Length‡	26' 11"	30' 11"	33' 11"	33' 11"	34' 11"	36' 3"	35' 10"	39' 9"	38' 9"	43' 9"
Height	12' 1"	12' 4"	12' 1"	12' 1"	12' 1"	13' 5"	13' 5"	13' 5"	13' 5"	13' 5"
Axle Rating (lbs.)	2 x 5,200	2 x 6,000	2 x 6,000	2 x 6,000	2 x 6,000	2 x 7,000	2 x 7,000	2 x 7,000	2 x 7,000	2 x 7,000
Water (gal.)	100   74   39	100   74   39	100   74   39	100   74   39	100   74   39	117   78   78	117   78   78	117   78   78	117   78   78	117   78   78

Fresh | Gray | Waste

†Based on average weight ‡Hitch to rear

EXTERIOR & CONSTRUCTION	TT	FW
15k Main A/C w/Race Track Ducting	S	S
Power Tongue Jack	S	-
Electric Leveling	-	S
Backup and Side Camera Prep	S	S
Black Tank Flush	S	S
Full Sized Spare Tire & Carrier	S	S
80% Tint Radius Safety Glass Windows	S	S
20# LP Bottles (2) w/Cover	S	-
30# LP Bottles (2)	-	S
High-Capacity Water Pump	S	S
Extra Large 1 1/2" Fresh Water Drain Valve	S	S
Battery Disconnect Switch	S	S
Folding Roof Ladder	S	S
Gel Coated Fiberglass Exterior	S	S
One-Piece TPO Roof Membrane w/12-Year Warranty	S	S
Insulated Storage Doors	S	S
Magnetic Storage and Entry Door Latches	S	S
Laminated Aluminum Framed Rear Ramp Door (R-11)	S	S
Laminated Aluminum Framed Side Walls (R-7)	S	-
Laminated Aluminum Framed Side Walls (R-11)	-	S
Laminated Aluminum Framed Roof and End Walls in Slide Rooms (R-7)	S	S
1" Marine Grade OSB Floor (R-40*)	S	S
5" Radius Wood Framed Roof (R-40*)	S	S
18'-19' Power Awning w/LED Accent Lighting	S	S
Under Unit Accent Lighting	S	S
Dual Pane Windows	-	O
Roof Mounted Solar Prep (10g Wire to Roof)	S	S
Keyed Alike™	S	S
Momentum Patio Chairs	-	O
Slide-out Toppers	-	O
Garage Power Fan w/ Rain Sensor (FW)	-	O
4000kw Onan Generator	O	-
5500kw Onan Generator	-	O
Slide-out Toppers	-	O
Sat/Solar Roof Access Channel	-	S
Solar Package w/300w Panel, Controller, 2000W Inverter	-	O
Solar Package w/300w Panel, Controller, 1000W Inverter	O	-

INTERIOR	TT	FW
Rockford Fosgate Interior and Exterior Speaker System	M	M
Upgraded V4 Rockford Fosgate Speaker Upgrade	-	O
Accent Lighting (Under Counter / Above Cabinet)	S	S
Solid Hardwood Drawer Fronts	S	S
Raised Panel Hardwood Cabinet Doors	S	S
Solid Core Cabinet Stiles	S	S
Pre-Drilled and Screwed Cabinetry	S	S
Ball Bearing Full Extension Drawer Glides	S	S
Large Panoramic Windows	S	S
Night Shades (All Windows)	S	S
Upgraded Residential Furniture w/ Heat & Massage	-	S
Theatre Seating w/16" Seat Insert (353G, 393G)	-	O

KITCHEN		
Stainless Steel Accented Double Door Refrigerator	S	S
Residential Solid Surface Countertops	-	S
Microwave	S	S
Stainless Steel Accented 3-Burner Range w/ Oven	S	S
Glass Range Cover (Flush w/Counter Top)	S	S
Sink Cover	S	S
Wall Mounted "No Pedestal" Table w/ 4 Chairs (353G, 393G)	-	S

BED & BATH		
Large Backlighted Mirror (Bedroom)	S	-
Night Stands/Bedside Shelves	S	S
Bedside Outlets w/ USB Chargers	S	S
Master Suite Queen Bed	S	S
Master Suite King Bed	-	O
Solid Bedroom Door (Master Suite)	S	S
Sat and Cable Prep	S	S
Residential Walk-In Shower with Skylight	S	S
Sunken Tub Shower Combo (6' 6" Interior Height)	-	S
Power Vent Fan	S	S
Medicine Cabinet with Mirror	S	S
Double Entrance Bathroom	S	-
Pocket Door Main Bath	-	S
Half-Bath in Garage (353G, 393G)	-	O

**S** Standard    **M** Mandatory    **O** Optional

Because of our commitment to continuous product improvement, Grand Design Recreational Vehicles reserves the right to change components, standards, options, specifications, and materials without notice and at any time. Photos may show optional equipment which may not be included in the standard purchase price of the featured unit. Be sure to review current product details with your local dealer before purchasing. Rev 12.02.19

EXTERIOR PACKAGE	TT	FW
Universal Docking Station	S	S
Black Tank Flush	S	S
Fiberglass Front Cap w/Paint	S	S
48" LED Front Cap Lighting	S	S
Diamond Plate Front Rock Guard	S	-
Aluminum Rims w/Nitrogen Filled Radial Tires	S	S
Triple Aluminum Tread Entry Steps	S	-
Quad Aluminum Tread Entry Steps	-	S
Walk on Roof	S	S
Quick Recovery Water Heater	S	S
30 Amp Service	S	-
50 Amp Service	-	S
Detachable Marine Grade Power Cord w/LED Light	S	S

LUXURY PACKAGE	MANDATORY
Deep Seated Stainless-Steel Sink	S S
Residential Pull-Down Sprayer Faucet	S S
Residential Cabinetry	S S
LED Interior Lighting	S S
Motion Sensor Exterior Storage Lighting (LED)	S -
Motion Sensor Entry Lighting (LED)	S -
Bluetooth Stereo/DVD Player	S S
High Definition LED Television	S S
Stainless Steel Accented Appliances	S S

GARAGE PACKAGE	MANDATORY
30 Gallon Fuel Station w/Interior and Ext. Gauge	S S
Full-sized Rear Ramp Door	S S
Dovetail Rear End	S S
No Wheel Wells	S S
Rear-Ramp Loading Lights w/Back-up Light Function	S S
2,500 lbs. Tie-downs Anchored into the Chassis	S S
Happi-Jac	S O

INSULATION PACKAGE	MANDATORY
30k BTU High Capacity Furnace	S -
35k BTU High Capacity Furnace	- S
Heated and Enclosed Underbelly w/Suspended Tanks	S S
Double Insulated Roof and Front Cap (R-40*)	S S
Heated and Enclosed Dump Valves	S S
High Density Roof Insulation w/Attic Vent	S S
Moisture Barrier Floor Enclosure	S S
EvenFlow Heating System w/ Cabinet Mounted Ducts	S S









# MOMENTUM<sup>®</sup>

DESIGNED FROM THE GROUND UP TO BE THE BEST TOY HAULER ON THE MARKET!

## SOLAR DONE RIGHT.

### Every Momentum Comes Prepped for Solar

The 10 gauge wiring is already in place with industry standard MC4 connectors throughout to ensure maximum compatibility.

10 Gauge Wire

MC4 Connectors

### Add on the "Momentum Solar Package"

Now you can have a complete solar power system installed from the factory. This optional package includes:



300w Solar Panel



Controller



2000w Inverter



## CRE3000

SUSPENSION SYSTEM


When it comes to suspension performance, it's all about suspension travel. Increased travel means smoother towing, improved towability and better protection from damaging road shock.



## THE RUBBER PIN BOX

The MORryde pin box system utilizes a unique rubber shear spring to positively deal with rough towing and road shock.

(Big Momentum Only)



351M Shown

Rest well in the spacious master suite with your choice of a king or queen size bed and plenty of storage space.



376THS Shown

Indulge yourself with the chef inspired range and oven, kitchen barstools and extended countertops.



398M Shown

Standard clearance height is 79"  
with an available 92" of clearance with the sofas folded down.

Happi-Jac electric bunk system with folding sofas provides maximum headroom in the garage area.



# CONSTRUCTED TO A SUPERIOR STANDARD

MOMENTUM

MOMENTUM  
M-CLASS

## MAXIMUM INSULATION

### 1 THERMAL ROOF DESIGN (R-40)\*

Fiberglass insulation and a layer of radiant foil insulation cover the roof. Grand Design goes further by extending both insulation layers the full length of the roof and around to the bottom of the front cap and pinbox area.

#### EXCLUSIVE COMBINATION!

### 2 FULLY LAMINATED WALLS (R-11)\*

Sidewalls, ramp door, slideroom endwalls, and slideroom roof are all welded aluminum framed and laminated with rigid foam insulation. Many others use wood framing and soft fiberglass insulation in the sliderooms that can settle over time and leave uninsulated air gaps.

#### EXCLUSIVE!

### 3 TRIPLE INSULATED MAIN FLOOR (R-45)\*

The underbelly is lined with a radiant foil insulation barrier (Layer 1) and is then covered with fiberglass insulation that wraps all the way up the sides of the frame rails (Layer 2). The main floor enhances the R-Value with yet another layer of fiberglass insulation (Layer 3).

#### EXCLUSIVE!

### 4 TRIPLE INSULATED GARAGE FLOOR (R-40)\*

While many toy hauler garage floors are NOT insulated, our exclusive garage floor design provides 3 layers of insulation. A base layer of radiant foil insulation (Layer 1) is topped with fiberglass insulation (Layer 2), and finishes with a second layer of radiant foil insulation on the underside of the garage floor (Layer 3).

### 5 1.5" INSULATED BAGGAGE DOORS

Rigid foam insulation lines the inside of our heavy duty baggage doors.

### 6 VENTED ATTIC

To maximize the effectiveness of the roof insulation, a vented attic allows condensation to escape the roof structure.

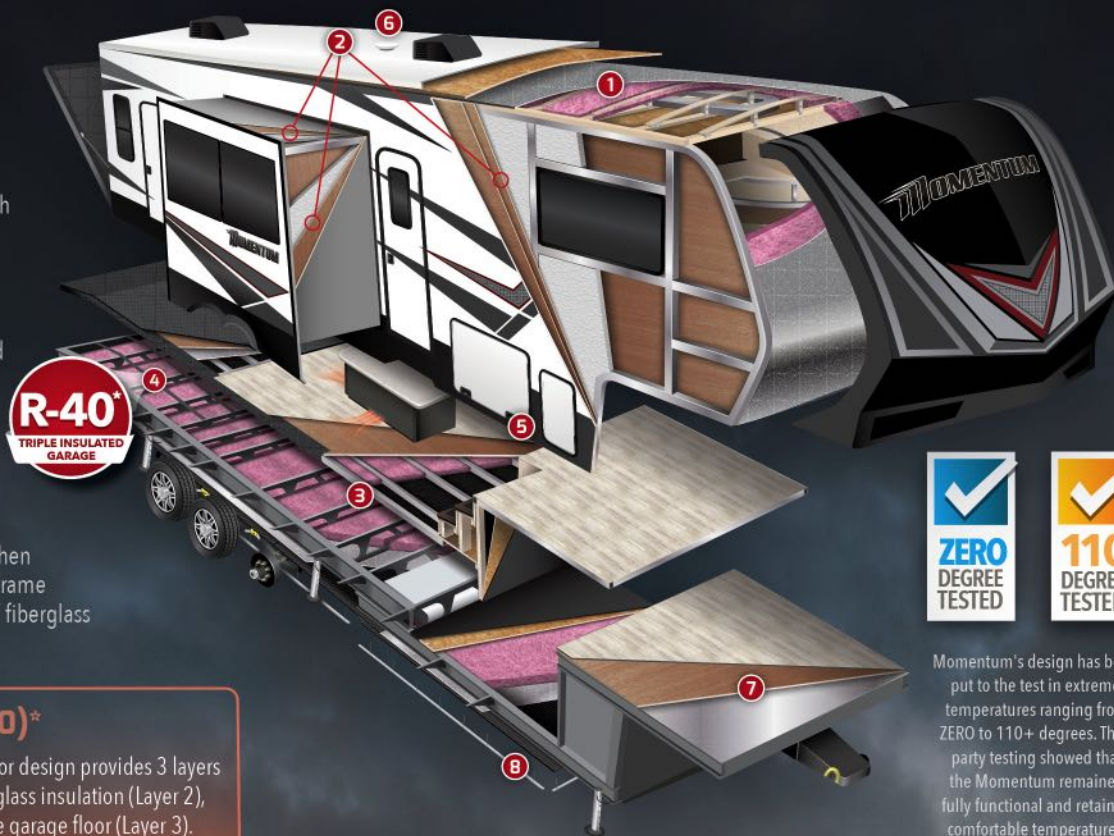
### 7 INSULATED GOOSENECK

Radiant foil insulation under the gooseneck is a place often forgotten by others.

#### EXCLUSIVE!

### 8 RAIL-TITE UNDERBELLY SEAL

Rigid aluminum rails are fastened around the perimeter of the underbelly to keep the corrugated barrier up tight against the frame for a better seal from the elements.



Momentum's design has been put to the test in extreme temperatures ranging from ZERO to 110+ degrees. Third party testing showed that the Momentum remained fully functional and retained comfortable temperatures.

## MAXIMUM FUNCTION



### 40,000 BTU OF HEATING POWER

A high performance furnace and fireplace combine to deliver the heat.



### EVENFLOW HEATING SYSTEM

Vertically mounted heat vents integrated into the cabinet bases, push hot air from front to back (rather than straight up). This also means that there are **no heat vents in the middle of the floor** to collect dirt and debris and that can be broken easily.



### HEATED UNDERBELLY & STORAGE BAY

To force heat into these compartments, dedicated heat ducts run to both the underbelly and storage bay. 12-volt heat pads on each holding tank and the enclosed utility center with low point drains provides functional water systems even in extreme cold.



\*Equivalent R-Value



# STEALTH<sup>3+</sup>

SMART A/C SYSTEM



## AIRTITE CONNECTORS

All duct pieces are securely fastened together using special connector brackets.



## RACETRACK DUCTING

True Racetrack Ducting extends past each AC unit to allow for uninterrupted airflow from the front to the back of the coach.

(NA G-Class TT)

**RUN THREE 15K ACS AT THE SAME TIME!**



**ONEControl**



### AUTO GENERATOR START

Generator starts automatically when your batteries get low

### CELLULAR CONNECTIVITY

Allows you to control your rig even when you are miles away

ONEControl™ is a touchscreen panel that allows you to operate and monitor many of the Momentum's functions. Go wireless by downloading the FREE OneControl App on your mobile devices.



Leveling



Awnings



Slide-Outs



Generator



HVAC



Tank Monitor



Water Pump



Multiple Light Zones

(NA G-Class TT and FW)



**Rockford Fosgate**

## PREMIUM SOUND PACKAGE

Shake it up with the available Rockford Fosgate speaker package. This premium package includes upgraded interior and exterior speakers, interior and exterior subwoofers and a total of 1000+ watts of power!



(NA G-Class TT)



## FAST RAMP

Featuring two-sided lift-assist technology. The ramp door remains at the level it is opened to and moves up and down at the slightest pressure, making it easy for one person to operate.

(NA G-Class TT and FW)

Easily Lift & Lower with One Finger



## StepAbove® with Strut Assist

- ▶ Adjustable feet for stability on uneven terrain
- ▶ Provides sure footing
- ▶ 500 lb weight capacity
- ▶ Eliminates bouncing in and out of your RV

(Floorplan Specific)



# MOMENTUM

## M-CLASS



*"Listen, Grand Design does not make RV trailers, they make luxury rolling palaces. Hands down, the biggest, best, and most comfortable RV on the market."*

- Dave Sparks (Heavy D)

AS SEEN ON **DIESEL BROTHERS**

Momentum M-Class 381M

## SUPERCHASSIS


**101" Wide Body Chassis** - Maximum garage space, deeper sliderooms, more livable floor space and space saving pocket doors into the bathrooms.

**Wide Rail Design** - By locating the heavy duty 12" I-beam main rails further outward, more of the floor assembly/unit structure sits on the heart of the chassis instead of the outriggers. Wider rails also create a more stable jack stance, and allows for the slideroom gear mechanisms to be enclosed inside the frame rails (rather than outside). This solid design means that the garage area of every Momentum is rated for full GVWR capacity.



12" Straight Rail (Not 10" like many competitors)

EXCLUSIVE!



SUPER SOFA (OPTIONAL)

	UVW <sup>†</sup>	HITCH <sup>‡</sup>	GVWR	LENGTH <sup>‡</sup>	HEIGHT	CAPACITY
349M	13,500	2,925	17,000	38' 11"	13' 5"	157 104 52
351M	13,600	2,785	16,800	38' 9"	13' 5"	157 78 78
381M	14,700	2,800	20,000	42' 9"	13' 5"	157 78 78
395M	15,400	3,150	20,000	42' 4"	13' 5"	157 78 78
398M	15,100	3,000	20,000	44' 9"	13' 5"	157 104 52

<sup>†</sup>Based on average weight in lbs. <sup>‡</sup>Hitch to rear

FRESH GRAY BLACK (gal.)



**EXTERIOR & CONSTRUCTION**

6-Point Hydraulic Leveling System  
Straight Frame Chassis (12")  
MORryde CRE3000 Suspension  
Back-Up Camera Prep  
Keyed Alike™ Ramp Door Latches  
2nd Power Patio Awning w/ LED Lighting  
Folding Roof Ladder  
High-Gloss Gel Coat Exterior Sidewalls  
Partial Paint Gel Coat Fiberglass Front Cap  
Door Side Exterior Spray Port  
Under Mount 16" Spare Tire

**INTERIOR**

Interior Color Changing RGB (Multi-color) LED Accent Lighting  
Raised Panel Hardwood Cabinet Doors w/Hidden Hinges  
Sofa w/ Removable Swivel Tables  
(Includes Heat, Massage, USB, & LED Lighting Package)  
Wall Mounted "No-Pedestal" Table w/ 4 Chairs  
Central Vacuum System w/ Tools and Dust Pan

**KITCHEN**

18 Cu.Ft. Refrigerator (Gas/Electric)  
Convection Microwave  
Residential Kitchen Faucet  
Window Behind Range (NA 395M)  
Kitchen Barstools w/ Extended Countertops (NA 395M)

**AUDIO & VIDEO**

Rockford Fosgate Interior and Exterior Speaker System  
No-Crank Digital TV Antenna w/Booster  
Satellite/Solar Roof Access Channel  
LED HD TV in Bedroom

**BED & BATH**

Residential Style Headboard  
Under Bed Storage Area  
Individually Switched Reading Lights Over Bed  
Bedside 110-Volt Outlets and USB Chargers  
60" x 80" Queen Memory Foam Mattress  
Sunken Shower/Tub w/ 6'6" Interior Height  
Skylight Above Shower  
Porcelain Toilet  
Medicine Cabinet w/Mirrored Door

**HVAC & PLUMBING**

12v High Power Fan (Kitchen)  
Washer/Dryer Prep  
12 Gallon Gas/Electric Water Heater  
12v Tank Heaters (All Tanks)  
35k BTU High Capacity Furnace  
Fireplace w/ 5,000 BTU Electric Heater  
15k BTU AC - Middle / Main  
2nd 15k BTU AC - Bedroom  
3rd A/C Prep

**UTILITIES**

OneControl™ 7" Touchscreen /w App Controls and Redundant Slide Switches  
Generator Prep  
60# LP Capacity

**GARAGE**

Removable Carpet Kit  
Rear Cargo Loading & Backup LED Lights

**EXTERIOR PACKAGE**

All-In-One Exterior Utility Center  
50 Amp Service  
Converter  
12v Battery Disconnect  
Dual 30 Gal. Fuel Tanks w/ Fuel Station  
Satellite TV Prep (All TV Locations)  
7,000 lb. Axles w/ Self Adjusting Brakes, Wet Bolts and Bronze Bushings  
16" Aluminum Wheels (120PSI Rated)  
Slam-Latch Baggage Doors  
Frameless Tinted Windows  
Shock Assist Quad Entry Steps - Main Entry  
Aluminum Quad Entry Steps - Garage Entry  
Exterior Security Lights  
Power Patio Awning w/LED Lighting

**INTERIOR PACKAGE**

Garage Control Panel  
49" Class LED TV in Living Area  
Stereo Entertainment System w/Bluetooth and App Based Controls in Living Area  
Roller Shade Window Coverings (Main Living Area and Bedroom)  
Recessed LED Puck Lighting  
Solid Surface Countertops w/ Sink Covers  
Stainless Steel Undermount Kitchen Sink  
Chef Inspired Range & Oven w/ Cover  
Kitchen Pantry w/ LED Light Strip

**GARAGE PACKAGE**

Protective Diamond Plate on Garage Sidewalls  
2,500 lb. Rated Flush-Mount Tie-Downs  
Tuff-Ply Gas and Oil Resistant Garage Flooring  
Ram-Air Garage Vents Both Sides  
Triple Insulated Garage Floor  
Fast Ramp Rear Ramp Door  
LED HD TV in Garage

**WEATHER-TEK PACKAGE**

R-Value Equivalent (R-40 Roof / R-45 Floor / R-11 Sidewalls / R-40 Garage Floor / R-24 Slideroom Floors)  
Fully Enclosed & Heated, Underbelly & Storage Area  
Enclosed & Heated Low Point Drains  
Engineered Underbelly Airflow Heat Paths  
Stealth 3+ A/C System w/ Insulated Air Ducts  
Attic Vent  
Plumbing Line Insulation Barrier

ALL THE ABOVE PACKAGES ARE MANDATORY

**OPTIONS**


Dual Pane Window Upgrade  
Slide-Out Awning Toppers  
Full Body Paint  
Half Bath in Garage (349M, 395M, 398M only)  
Super Sofa Upgrade - IPO Theatre Seats and Dinette (395M only)  
King Bed Upgrade  
Exterior Entertainment Center w/LED TV & DVD  
Rockford Fosgate Speaker Pkg. Dual Subs & 700W of Power  
3rd 15k BTU A/C (Includes 3-Zone Thermostat)  
Heat Pump A/C - Living Area  
Onan 5.5kw Gasoline Generator  
Momentum Branded Patio Lounge Chairs (2)  
Happi-Jac Electric Bunk System w/ Folding Sofas  
Quick Set Ramp Door Patio System with Power Rear Awning Included  
Front and Back Under Unit RGB (Multi-color) LED Light Kit (Mandatory)  
3-Season Garage Wall (Mandatory)  
(NA w/ Pull Down Garage Screen Wall) (NA 376TH)  
West Lake® G-Rated Tires w/NitroFill™ (Mandatory)  
Pull Down Garage Screen Wall (Mandatory)  
(NA w/ 3-Season Garage Wall)

**SOLAR POWER PACKAGE**

300w Solar Panel



Controller



2000w Inverter

\*Solar Prep comes Standard

**FULL BODY PAINT OPTIONS**

BURNT ORANGE

BLUE

BURGUNDY

BLACK

SILVER  
(AS SHOWN)

# MOMENTUM

## M-CLASS

Because of our commitment to continuous product improvement, Grand Design Recreational Vehicles reserves the right to change components, standards, options, specifications, and materials without notice and at any time. Photos may show optional equipment which may not be included in the standard purchase price of the featured unit. Be sure to review current product details with your local dealer before purchasing. Rev 12.02.19



A man and a woman are sitting on a red Harley-Davidson motorcycle. The man is on the driver's seat, and the woman is sitting behind him. They are both smiling. The motorcycle is parked in front of a large black trailer with the word "MOMENTUM" and a logo on it. The background shows a wooded area with trees.

**CHANGING LANES**

**EXCLUSIVE!**

Diagram illustrating the dimensions of the 101" Wide Body:

- Overall width: 101" WIDE BODY
- Main Rail width: 12" Main Rail
- Inner rail width: WIDE RAIL

**Wide Rail Design** - By locating the heavy duty 12" I-beam main rails further outward, more of the floor assembly/unit structure sits on the heart of the chassis instead of the outriggers. Wider rails also create a more stable jack stance, and allows for the slideroom gear mechanisms to be enclosed inside the frame rails (rather than outside). **This solid design means that the garage area of every Momentum is rated for full GVWR capacity.**



**376THS**  
9'9" GARAGE



**397TH**  
12'6" GARAGE



**399TH**  
13' GARAGE

	UVW <sup>1</sup>	HITCH <sup>1</sup>	GVWR	LENGTH <sup>1</sup>	HEIGHT	CAPACITY
<b>376THS</b>	15,900	3,250	20,000	41' 3"	13' 5"	<b>117</b> 104 <b>52</b>
<b>397TH</b>	15,500	3,375	20,000	43' 3"	13' 5"	<b>157</b> 104 <b>104</b>
<b>399TH</b>	15,900	3,400	20,000	43' 4"	13' 5"	<b>157</b> 104 <b>104</b>

†Based on average weight in lbs. ‡Hitch to rear

FRESH GRAY BLACK  
(gal.)



## EXTERIOR & CONSTRUCTION

Drop Frame Chassis (12" over 10")  
6-Point Hydraulic Leveling System  
MORryde Pin Box  
MORryde Suspension  
Back-Up Camera Prep  
Keyed Alike™ Ramp Door Latches  
2nd Power Patio Awning w/ LED Lighting  
Folding Roof Ladder  
High-Gloss Gel Coat Exterior Sidewalls  
Full Paint Gel Coat Fiberglass Front Cap  
Door Side Exterior Spray Port  
Under Mount 16" Spare Tire

## INTERIOR

Interior Color Changing RGB (Multi-color)  
LED Accent Lighting  
Raised Panel Hardwood Cabinet Doors  
w/Hidden Hinges  
Sofa w/ Removable Swivel Tables  
(Includes Heat, Massage, USB, & LED Lighting Package)  
Wall Mounted "No-Pedestal" Table w/ 4 Chairs  
Central Vacuum System w/ Tools and Dust Pan

## KITCHEN

18 Cu.Ft. Refrigerator (Gas/Electric)  
Convection Microwave  
Residential Kitchen Faucet  
Window Behind Range (NA 376THS)  
Kitchen Barstools w/ Extended Countertops

## AUDIO & VIDEO

Rockford Fosgate Interior and Exterior  
Speaker System w/ 10" Subwoofer  
No-Crank Digital TV Antenna w/Booster  
Satellite/Solar Roof Access Channel  
LED HD TV in Bedroom

## BED & BATH

Residential Style Headboard  
Under Bed Storage Area (NA 376THS)  
Individually Switched Reading Lights Over Bed  
Bedside 110-Volt Outlets and USB Chargers  
60" x 80" Queen Memory Foam Mattress  
Sunken Shower/Tub w/ 6'6" Interior Height  
Skylight Above Shower  
Porcelain Toilet  
Medicine Cabinet w/Mirrored Door

## HVAC & PLUMBING

12v High Power Fan (Kitchen)  
Washer/Dryer Prep  
12 Gallon Gas/Electric Water Heater  
12v Tank Heaters (All Tanks)  
35k BTU High Capacity Furnace  
Fireplace w/ 5,000 BTU Electric Heater  
15k BTU AC - Middle / Main  
2nd 15k BTU AC - Bedroom  
3rd A/C Prep

## UTILITIES

OneControl™ 7" Touchscreen /w App Controls  
and Redundant Slide Switches  
Generator Prep  
60# LP Capacity

## GARAGE

Removable Carpet Kit (NA 376THS)  
Rear Cargo Loading & Backup LED Lights

## EXTERIOR PACKAGE

All-In-One Exterior Utility Center  
50 Amp Service  
Converter  
12v Battery Disconnect  
Dual 30 Gal. Fuel Tanks w/ Fuel Station (Single Tank on 376THS)  
Satellite TV Prep (All TV Locations)  
7,000 lb. Axles w/ Self Adjusting Brakes,  
Wet Bolts and Bronze Bushings  
16" Aluminum Wheels (120PSI Rated)  
Slam-Latch Baggage Doors  
Frameless Tinted Windows  
Shock Assist Quad Entry Steps - Main Entry  
Aluminum Quad Entry Steps - Garage Entry (NA 376THS)  
Exterior Security Lights  
Power Patio Awning w/LED Lighting

## INTERIOR PACKAGE

Garage Control Panel (NA 376THS)  
49" Class LED TV in Living Area  
Stereo Entertainment System w/Bluetooth and  
App Based Controls in Living Area  
Roller Shade Window Coverings (Main Living Area and Bedroom)  
Recessed LED Puck Lighting  
Solid Surface Countertops w/ Sink Covers  
Stainless Steel Undermount Kitchen Sink  
Chef Inspired Range & Oven w/ Cover  
Kitchen Pantry w/ LED Light Strip (NA 399TH)

## GARAGE PACKAGE

Protective Diamond Plate on Garage Sidewalls  
2,500 lb. Rated Flush-Mount Tie-Downs  
Tuff-Ply Gas and Oil Resistant Garage Flooring  
Ram-Air Garage Vents Both Sides (NA 376THS)  
Triple Insulated Garage Floor (NA 376THS)  
Fast Ramp Rear Ramp Door (NA 376THS)  
LED HD TV in Garage (NA 376THS)

## WEATHER-TEK PACKAGE

R-Value Equivalent (R-40 Roof / R-45 Floor / R-11 Sidewalls /  
R-40 Garage Floor / R-24 Slideroom Floors)  
Fully Enclosed & Heated, Underbelly & Storage Area  
Enclosed & Heated Low Point Drains  
Engineered Underbelly Airflow Heat Paths  
Stealth 3+ A/C System w/ Insulated Air Ducts  
Attic Vent  
Plumbing Line Insulation Barrier

## OPTIONS

Dual Pane Window Upgrade  
Slide-Out Awning Toppers  
Full Body Paint  
Super Sofa Upgrade - IPO Theatre Seats and Dinette  
(397TH, 399TH only)  
King Bed Upgrade  
Rockford Fosgate Upgraded Speaker Package with  
Dual Subs & 1000W+ of Power  
3rd 15k BTU A/C (Includes 3-Zone Thermostat)  
Heat Pump A/C - Living Area  
Onan 5.5kw Gasoline Generator  
Momentum Branded Patio Lounge Chairs (2)  
Happi-Jac Electric Bunk System w/ Folding Sofas (NA 376THS)  
Quick Set Ramp Door Patio System with  
Power Rear Awning Included (NA 376THS)  
3rd Power Awning w/ LED Lighting (Main Slide - 397TH only)  
Front and Back Under Unit RGB (Multi-color) LED Light Kit  
(Mandatory)  
Exterior Entertainment Center w/LED TV & DVD (Mandatory)  
West Lake® G-Rated Tires w/NitroFill™ (Mandatory)  
Pull Down Garage Screen Wall (Mandatory)  
(NA w/3-Season Garage Wall) (NA 376THS)  
3-Season Garage Wall (Mandatory)  
(NA w/ Pull Down Garage Screen Wall) (NA 376THS)

## SOLAR POWER PACKAGE



\*Solar Prep comes Standard

## FULL BODY PAINT OPTIONS



# MOMENTUM®

Because of our commitment to continuous product improvement, Grand Design Recreational Vehicles reserves the right to change components, standards, options, specifications, and materials without notice and at any time. Photos may show optional equipment which may not be included in the standard purchase price of the featured unit. Be sure to review current product details with your local dealer before purchasing. Rev 12.02.19

ALL THE ABOVE PACKAGES ARE MANDATORY

BIG MOMENTUM FIFTH WHEELS



# WE STRIVE FOR NOTHING LESS THAN CUSTOMERS FOR LIFE!



Thank you for taking the time to tour our coach.

We would like to share what sets Grand Design RV apart from all other RV manufacturers and why this difference is important to you.

My close friends and I were part of an ownership team at a travel trailer, fifth wheel company that grew to become one of the largest RV manufacturers in the world. While proud of this accomplishment, it became difficult to stay in touch with customers, employees, and ultimately the quality of the final product. It became obvious, there was a better way.

In 2012 we started with a mission to build a better RV company. A company with a culture that desires a long-term, personal connection with customers, employees and dealers – that company became Grand Design RV. Our business model of doing the right thing has led us to many years of unparalleled growth.

At Grand Design we are customer centered and everything we do daily revolves around you. Our goal is simple – continue to lead the industry with quality, innovative products while striving to improve our customers' RV experience before, during and after their purchase. We strive for nothing less than customers for life and I would be honored to personally welcome you to the Grand Design family.

Warmest Regards,

President / CEO / Co-Founder

## LONG TERM VALUE

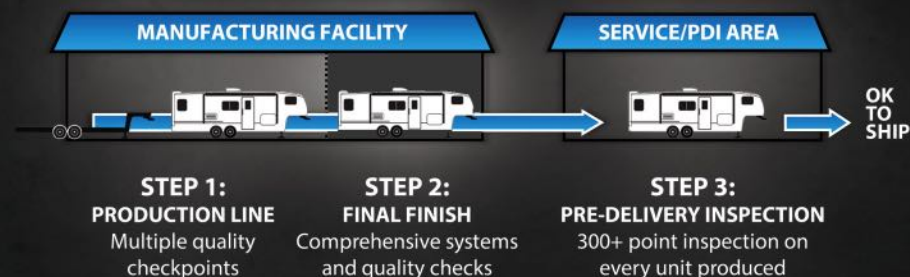
Everything we do at our company is designed to build long-term value in what we offer our customers, "More features and superior value for your dollar."

## CUSTOMER CENTERED

Our focus, from the very first day we opened our doors, revolves around our customers. Your satisfaction is our future. GDRV4Life!

## RAISING THE QUALITY BAR

We put every Grand Design RV through a series of quality inspection gates during the manufacturing process. Once completed, the unit undergoes a comprehensive "final finish" inspection. At this point, most manufacturers ship their coaches to the dealer for retail sale. We aren't most manufacturers. Every one of our coaches is moved to a PDI (Pre-Delivery Inspection) area where they are put through a rigorous 300+ point inspection checklist. It is only after this PDI that we certify a unit ready to ship to our dealers.



## SUPERIOR SERVICE

Anything built by humans that travels down the open road is subject to issues. It's how those issues are addressed that makes Grand Design so special to our owners. Visit the independent owners page on Facebook (Grand Design RV Owners) and see for yourself. We take care of our customers after the sale. An informed customer will be a Grand Design customer!

## CLASS LEADING WARRANTY

We back every one of our coaches with a 3-year limited structural warranty.



Colton RV  
North Tonawanda, NY 14120  
(716) 694-0188  
(800) 628-4889  
[www.ColtonRV.com](http://www.ColtonRV.com)

Colton RV  
Orchard Park, NY 14127  
(716) 957-3250  
(800) 628-4889  
[www.Coltonrv.com](http://www.Coltonrv.com)

Grand Design RV was created in 2012 and founded by current CEO, Don Clark and brothers Ron and Bill Fenech (Representing over 80 combined years of experience in the RV Industry).

11333 County Road 2 | Middlebury, IN 46540 | 574-825-8000 | [GrandDesignRV.com](http://GrandDesignRV.com)