

ENCORE

 **Coachmen**
Recreational Vehicles



CoachmenRV.com

ENGINEERED FOR MAXIMUM COMFORT.

EVERY ADVENTURER NEEDS A BASE CAMP. A LONG DAY EXPLORING AND ENJOYING THE GREAT OUTDOORS CAN WEAR A TRAVELER OUT. THAT'S WHY, WHEN YOU'RE INDOORS, YOU DESERVE TO RELAX. THE ENCORE CLASS A MOTORHOME OFFERS A SPACIOUS INTERIOR, COMPLETE WITH ALL THE COMFORTS OF HOME, TO LET YOU DO JUST THAT.



The Encore Class A Motorhome is spacious and stacked with amenities. From its tastefully appointed kitchen with stainless steel appliances, to the exterior LED TV, Encore has more features than ever before.

The Encore offers the look, feel and driveability of a premium diesel machine—all without the diesel price tag. What's more, the gas-powered Encore is built for the long haul. Constructed with a fiberglass roof, 22.5" wheels, aluminum rims, 15,000 BTU A/Cs and stackable washer/dryer prep, it's an unbeatable combination of power, luxury, and livability.



Storage is plentiful in the Encore, including a pass-through full basement that's ideal for stowing oversized gear without compromising living space.

Encore features an outdoor kitchen for easy entertaining (325SS).


Encore comes fully-equipped with an outdoor entertainment system, including an exterior LED TV.

The front cap is covered in Diamond Shield which will help protect the paint from rock chips and debris.

INTERIOR DÉCOR COLOR SELECTIONS




Powell



Tahoe

INTERIOR WOOD COLOR SELECTIONS



White Velvet

Chocolate Cherry

EXTERIOR COLOR OPTIONS



Full Body Paint - Caymus



Full Body Paint - Clearwater



Full Body Paint - Hartland



Partial Paint



Photography features the Encore 325SS floorplan with Powell interior and White Velvet cabinetry.



Encore's Dream Dinette is comfortable and spacious with room for the whole family.

Amenities include an electric fireplace, LED TV and a large pantry (where applicable).

The master bathroom features a glass shower door and skylight. All floorplans come with stainless steel and porcelain touches making them easy to clean.



In the bedroom you'll find a king mattress with an elegant designer headboard, spacious wardrobe and another LED TV.

Lift the bed to reveal massive storage underneath. This area provides extra seating, shoe rack and pull-out drawers. The full body mirror is perfect for getting ready (325SS/355DS).



The Coach-Pap™ Station allows for storage of CPAP machines and other electronics, located in the cabinet above the bed.

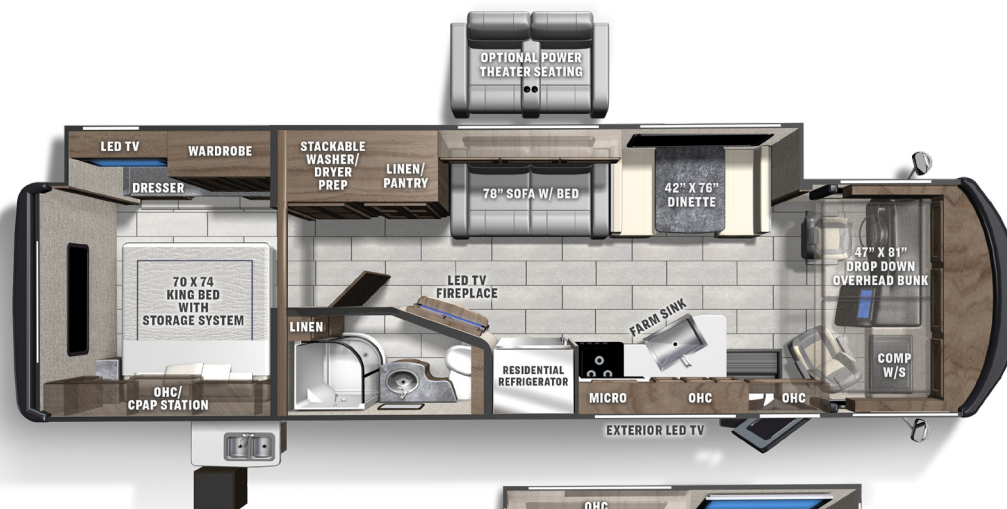


There's even room for the kids to sleep over with the drop-down cabover bunk.

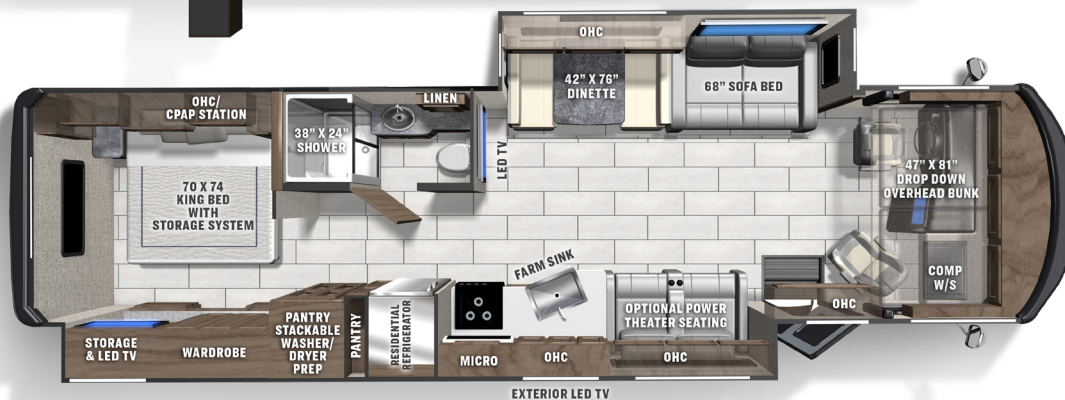
The Encore is equipped with optional power theater seating that has heat, massage, light and recline functions.

FLOORPLANS

Encore includes three floorplan options, so you'll have no trouble choosing the one that suits you perfectly.



325SS



355DS



375RB

ENCORE SPECIFICATIONS

CLASS A GAS	325SS	355DS	375RB
FORD ENGINE V-8 7.3L 3-VALVE	350 HP/468 TRQ	350 HP/468 TRQ	350 HP/468 TRQ
WHEEL BASE	228"	242"	242"
GVWR	22,000 lbs	22,000 lbs	22,000 lbs
GCWR	26,000 lbs	26,000 lbs	26,000 lbs
GAWR FRONT	8,000 lbs	8,000 lbs	8,000 lbs
GAWR REAR	15,000 lbs	15,000 lbs	15,000 lbs
FUEL CAPACITY	80 gal	80 gal	80 gal
LP GAS CAPACITY	20 gal	20 gal	20 gal
FURNACE (BTUs)	30,000	30,000	35,000
EXTERIOR LENGTH	35' 4"	36' 10"	38' 2"
EXTERIOR HEIGHT (w/A/C)	12' 7"	12' 7"	12' 7"
EXTERIOR WIDTH	102"	102"	102"
FRESH WATER	70 gal	70 gal	70 gal
GREY WATER	45 gal	45 gal	45/45 90 total gal
BLACK WATER	45 gal	45 gal	45/45 90 total gal
WATER HEATER	10 gal	10 gal	10 gal
AWNING SIZE	10' & 15'	20'	20'

GVWR (Gross Vehicle Weight Rating) is the maximum permissible weight of the unit when fully loaded. It includes all weights, inclusive of all fluids, occupants, cargo, optional equipment and accessories. For safety and product performance do NOT exceed the GVWR.

GCWR (Gross Combined Weight Rating) is the maximum permissible loaded weight of your motor home and any towed trailer or towed vehicle. Actual GCWR of this vehicle may be limited by the sum of the GVWR and the installed hitch receiver maximum capacity rating; see hitch rating label for detail.

GAWR (Gross Axle Weight Rating) is the maximum permissible weight, including cargo, fluids, optional equipment and accessories that can be safely supported by each axle.

UVW (Unloaded Vehicle Weight) * is the typical weight of the unit as manufactured at the factory. It includes all weight at the unit's axle(s), including full fuel, all fluids and LP Gas. The UVW does not include cargo, fresh potable water, additional optional equipment or dealer installed accessories.

*Estimated Average based on standard build optional equipment.

CCC (Cargo Carrying Capacity) ** is the amount of weight available for fresh potable water, cargo, passengers, additional optional equipment and accessories. CCC is equal to GVWR minus UVW. Available CCC should accommodate fresh potable water (8.3 lbs per gallon). Before filling the fresh water tank, empty the black and gray tanks to provide for more cargo capacity.

** Estimated average based on standard build optional equipment

Each Coachmen motorhome is weighed at the manufacturing facility prior to shipping. A label identifying the unloaded vehicle weight of the actual unit and the cargo carrying capacity is applied to every Coachmen motorhome prior to leaving our facilities.

The load capacity of your unit is designated by weight, not by volume, so you cannot necessarily use all available space when loading your unit.

Actual towing capacity is dependent upon your particular loading and towing circumstances, which includes the GVWR, GAWR and GCWR as well as adequate trailer brakes. Please refer to the Operator's Manual of your vehicle for further towing information.

All information contained in this brochure is believed to be accurate at the time of publication. However, during the model year, it may be necessary to make revisions and Coachmen reserves the right to make all such changes without notice, including prices, colors, materials, equipment and specifications as well as the addition of new models and the discontinuance of models shown in this brochure. Therefore, please consult with your Coachmen dealer and confirm the existence of any materials, design or specifications that are material to your purchase decision. 11/21

©Copyright 2021 Coachmen RV a Division of Forest River Inc. – All Rights Reserved.

STANDARD FEATURES

INTERIOR APPOINTMENTS

Premium Linoleum Throughout
Brushed Nickel Hardware
Flat Panel Hardwood Cabinet Doors
Frameless Tinted Windows with Safety Glass
Reclining/Swivel Pilot Seats
Dream Dinette
Solar Privacy Shades Throughout
Self Closing Ball Bearing Drawer Guides
Throughout
Sofa Hide-A-Bed and Theater Seating (355DS)
Sofa Hide-A-Bed (325SS, 375RB)

INTERIOR EQUIPMENT

10" Touch Screen Radio AM/FM Radio
with Bluetooth Apple CarPlay and
Android Auto Link Enabled
Electric Fireplace (325SS, 375RB)
Exterior Cable TV Jack and
Tailgater Satellite Jack
LP Leak Alarm and Smoke Detector
Carbon Monoxide Detector
Fire Extinguisher
King Jack TV - Radio Antenna
40" LED TV Coach
Pre-Wired for Satellite Dish

GALLEY

Solid Surface Countertop
Single Lever High Kitchen Faucet with Sprayer
Stainless Steel Farm Sink
Stainless Steel OTR Microwave
Stainless Steel 3-Burner Range with Glass Cover
Stainless Residential Refrigerator
Power Kitchen Vent
Solid Surface Sink Cover
Galley Wrap Around Tile Backsplash
Panoramic Kitchen Window
Pop-Up Recept with USB Ports

BATH AND WATER

Porcelain Toilet with Foot Flush and Sprayer
Glass Shower Door
Power Bath Vent
10-Gallon Gas/Electric - E.I. Water Heater
Demand Water Pump
Skylight Over Shower
Whole Coach Water Filter (exc. CSA)
Stackable Washer/Dryer Prep
Black Tank Flush System

SLEEPING

King Bed
Bedspread
32" LCD TV Bedroom
Designer Headboard
Charging Station for Electronic Devices
CPAP Cabinet
Front Drop Down Bunk
Bunk/Office/Wardrobe (375RB Only)

ELECTRICAL/HEATING/AC

LED Interior Lighting
30' 50-Amp Power Cord
55-Amp, 110/12 Volt Power Converter
GFI Circuit
Outside Receptacle
Emergency Start Switch
Lighted Trunk Storage Boxes
Exterior LED Strip Light
30,000 BTU E.I. Furnace (325SS)
35,000 BTU E.I. Furnace (355DS, 375RB)
15,000 BTU A/C with Heat Pump Front-Ducted
15,000 BTU A/C with Heat Pump Rear-Ducted
Dual 6 Volt Coach Batteries
5.5 KW Gas Generator
Coach Command Center
Auto Generator Start
Automatic Transfer Switch
1200W Inverter
100W Solar Panel with Controller
(Aftermarket Upgradeable to 300W)

AUTOMOTIVE/EXTERIOR

Ford F53 Chassis 7.3L V8
Tilt and Telescoping Steering Wheel
Cruise Control
Traction Control
Sunload Sensor with Auto Dimming
Dash Lighting
Intermittent Wipers
22.5 Radial Tires with Aluminum Rims
Valve Stem Extenders
Rear Mud Flaps Only
Power Entrance Step-Double
Full Basement with Pass Thru Storage
Fiberglass Front and Rear Caps
Dead Bolt Lock-Entrance Door
Radius Entry Door
Power Patio Awning
5,000 Towing Hitch with 7-Way Plug (375RB)
8,000 Towing Hitch with 7-Way Plug
(325SS, 355DS)
Heated Remote Exterior Bus Chrome Mirrors
Automatic Leveling Jacks
Slide-out Room Awning(s)
Partial Paint with Graphics
20-Gallon LP Tank
High Definition Back Up and Side Cameras
Outside Entertainment with 40" TV
Cockpit Power Shade
Computer Work Station at Passenger Seat
Easy Clean Cockpit Floor
High Gloss "Oyster" Gelcoat Sidewalls
(with Azdel™ Superlite Composite)
Crowned, Laminated Fiberglass Roof
(with Azdel™ Superlite Composite)
Exterior Propane Hook-Up
Radius Trunk Doors with Slam Latch
Auxiliary Driving Lights
Auxiliary Dash Fans

OPTIONAL FEATURES

INTERIOR COLOR SELECTIONS

Powell
Tahoe

INTERIOR WOOD COLOR SELECTIONS

White Velvet
Chocolate Cherry

EXTERIOR COLOR SELECTIONS

Full Body Paint

- Caymus
- Clearwater
- Hartland

OPTIONAL FEATURES

Roof Mounted In-Motion Satellite
Stackable Washer/Dryer
Power Theater Seating
Convection Microwave/Oven and Drawer
in Place of Range
Diamond Shield Paint Protection -
(Required with Full Paint)

FREEDOM PACKAGE

includes:

- 200 Ah Lithium Ion Batteries
- 3000W Inverter
- 300W Solar Panel

CSA Up-Fit

CD-MVSA (Canadian Motor Vehicle Safety Act)¹

Notes:

¹Mandatory For All Canadian Provinces

Colton RV
3122 Niagara Falls Blvd
North Tonawanda, NY 14120
(716) 694-0188
www.ColtonRV.com

Colton RV
3443 Southwestern Blvd.
Orchard Park, NY 14127
(716) 957-3250
www.Coltonrv.com

THE COACHMEN ADVANTAGE

What is the Coachmen advantage? It's the collection of unique features offered in a Coachmen motorhome to ensure a smoother ride, a better camping experience, and a motorhome that will last for years.

1. NOBLE SELECT™

Protected by a three-year warranty, these sidewalls have a high-gloss gelcoat finish to prevent fading. They are also 20% lighter than wood substrate sidewalls, provide more occupant cargo carrying capacity, and offer three times the insulation against extreme climates.

2. AZDEL™ COMPOSITE

Most manufacturers use wood sidewalls that can expand, swell, and eventually mold. We use Azdel. It's impervious to water, won't rot or mold, and with less than a 1% chance of delaminating, it ensures the long-term integrity of the sidewalls.

3. REINFORCED LAMINATION

We vacuum bond and pinch roll every sidewall, floor, and roof, then perform a pull adhesion test. Most manufacturers just do one process or the other, but by doing both we improve the strength and longevity of the sidewalls.

4. FOREFRONT OF TECHNOLOGY

We offer the latest in technology by pairing electronics with smart phones. A safer and larger viewing area is achieved when dual-mirroring your smart phone GPS to the 10" radio and backup system. Play your favorite songs from your favorite apps through our 4-channel 500 watt bluetooth amplifier.

5. SIGHT RITE DASH™

Our dashes are angled 20 degrees forward. This increases the line of sight for the driver, and offers the best road visibility on the market.

6. COOL STREAM DUCT™

Our patented duct system evenly disperses air through the whole coach. We use residential ducting instead of Styrofoam because it's antimicrobial, preventing the growth of bacteria and ensuring a cool, clean coach in even scorching heat.

7. DIGITAL OWNER'S MANUAL

Our owner's manuals are easy to access through the Coachmen website or our free app. Supplemented with videos, PowerPoints, and more, it's got all you need to know about your coach.



SCAN HERE

To see available
Standards, Options
and Features!



Coachmen RV, a Division of Forest River, Inc.,
A Berkshire Hathaway Company

423 N. Main St., P.O. Box 30, Middlebury, IN 46540

To learn more about Coachmen RV and our products and see how Coachmen is making the easy life easier, visit www.coachmenrv.com

CUSTOMER SATISFACTION



www.ForestRiverBuyLocal.com



24/7 EMERGENCY ROADSIDE ASSISTANCE WITH VEHICLE PURCHASE*	
TOWING	WINCH-OUT
JUMP-STARTS	MOBILE MECHANIC
TIRE CHANGES	TECHNICAL
FLUID DELIVERY	SUPPORT
LOCKOUT	DEALER LOCATOR
SERVICE	SERVICES



*VALID FOR 1 YEAR FROM DATE OF PURCHASE



Learn More

Scan this barcode using a QR Reader on your smart phone to learn more about Forest River.



A Berkshire Hathaway company.